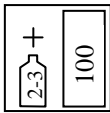


**Technical data sheet**

**ECONOMY**

**Filling putty**



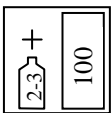



<b>PROPERTIES</b>		
<p>The <b>ECONOMY</b> filling putty is intended for machine sanding. A coarse grain putty with satisfactory application and treatment. Good adhesion to steel sheets and aluminium sheets.</p>		
<b>SUBSTRATES</b>		
polyester laminates	dry sand with P80-P120 and degrease again with the PLUS 780 silicone degreaser	
steel	degrease, dry sand with P80 – P120, degrease again	
aluminium	degrease, mat with an abrasive needle cloth and degrease again	
two-component acrylic fillers	degrease, dry sand with P220 – P280, degrease again	
old paint coatings	degrease, dry sand with P220 – P280, degrease again	
<b>CAUTION</b>		
<p>Do not apply polyester putty directly on top wash primers or one-component acrylic and nitrocellulose products.</p>		
<b>MIXING RATIO</b>		
	PUTTY HARDENER	Weight ratio
		100g 2 – 3g
<b>APPLICATION LIFE FROM MIXING WITH THE HARDENER</b>		
4 to 6 min at 20°C.		
<b>DRYING TIME</b>		
20 to 30 min at 20°C. The time can be shortened by heating for 10 minutes at a maximum of 60°C.		
<b>COATABILITY</b>		

Finishing polyester putty, spray polyester filler, acrylic primers, epoxy primers

## APPLICATION CONDITIONS

The minimum application temperature is +10°C

## APPLICATION

	Clean and sand the surface	
	Degrease the surface with PLUS 780	
	<p>Observe the required amount of hardener. Mix the components thoroughly until a uniform colour is obtained. Weight quantity of components: Add 100 g of ECONOMY to 2 – 3 g of Hardener.</p> <p>Binding time: 4 to 6 minutes at 20°C</p>	
	Apply a layer of 3 mm max with a putty knife.	
	Wait for 20 to 30 minutes (at 20°C)	
	rough	finish
	P80 – P120	P120 – P240

## COLOUR

Beige

## CONTENT OF VOLATILE ORGANIC COMPOUNDS (VOC)

VOC II/B/b limit\* = 250g/l

90 g/l

\*For ready to use mixture.

## EQUIPMENT CLEANING

THIN 850 acrylic thinner or NC solvent.

## STORAGE CONDITIONS

Store in a cool dry room, away from sources of fire and heat.  
Avoid direct exposure to sunlight.

**SHELF LIFE**

ECONOMY	12 months/20°C
Hardener	18 months/20°C

**SAFETY**

See Safety Data Sheet.

**NOTES**

Intended for professional use only.

**OTHER INFORMATION**

The effectiveness of our systems results from laboratory research and many years of experience. The data contained herein meets the current knowledge about our products and their application potential. We ensure high quality, provided the user follows the instructions and the work is performed in accordance with good workmanship. It is necessary to do a test application of the product due to its potentially different reaction with different materials. We may not be held liable for defects if the final result was affected by factors beyond our control.