




Technical data sheet

ECONOMY

Antigravel

PROPERTIES				
ECONOMY ANTIGRAVEL – the product forms a strong and elastic layer with a fine grain texture that is resistant to stone chipping. The product protects against petrol, oils, water and salt. It also has sound-absorbing and sound-proofing properties. The product is based on synthetic resins, free of asphalts or bitumen, and coatable with any acrylic coats.				
SUBSTRATES				
Two-component acrylic fillers	Dry sand, use P240 - P320 for final sanding, blow off, degrease.			
Polyester putties	Dry sand, use P240 - P320 for final sanding, blow off, degrease.			
Epoxy primers	Up to 12 hours without sanding, after 12 hours sand dry with P320, blow off, degrease.			
Steel	Degrease, dry sand with P120, blow off, degrease again.			
Aluminium	Degrease, dry sand with P280 ÷ P360 or mat with an abrasive finishing pad, Degrease.			
Galvanised steel	Degrease, mat with an abrasive finishing pad, degrease again.			
Stainless steel	Degrease.			
Wash primers	Apply after drying.			
Plastics	Degrease with the PLUS 780 degreaser, mat with an abrasive finishing pad, degrease again.			
Polyester laminates	Degrease, dry sand with P280, blow off, degrease again.			
CONTENT OF VOLATILE ORGANIC COMPOUNDS				
VOC II/B/e limit*	840 g/l			
Actual VOC content	560 g/l			
* For ready to use mixture acc. to EU Directive 2004/42/CE				
APPLICATION CONDITIONS				
It is recommended to apply the primer at a temperature above 15°C and a humidity of no more than 80 %.				
APPLICATION				
 CAUTION: Instructions of the equipment manufacturer must be followed.	UBS gun	Nozzle	Pressure	Distance
		4.0 mm	3 – 4 bar	15 – 20 cm

	Number of layers	2 – 3
	Single dry layer thickness	approx. 100 µm
	The yield of the ready to use mixture for the given range of dry layer thickness	4.0 m ² /l at 100 µm
	Flash off between layers at 20°C	5 – 10 min

Shake the container before use!

Apply in two or three single layers, leave for approx. 5 minutes to flash off between the layers.

When applying the ECONOMY antigravel directly on steel, preserve the antigravel layer with a layer of clearcoat or enamel. Do not apply on the exhaust system, engine, chassis or suspension parts.

DRYING TIMES



60 min at 20°C

After 1 hour at 20°C from the application of the last layer the surface may be coated with coat.

COLOUR

Black, grey, white.

EQUIPMENT CLEANING

White spirit or NC solvent.

STORAGE CONDITIONS

Store in a cool dry room, away from sources of fire and heat.
Avoid direct exposure to sunlight.

SHELF LIFE

ECONOMY

24 months/20°C

SAFETY

See Safety Data Sheet.

OTHER INFORMATION

The effectiveness of our systems results from laboratory research and many years of experience. The data contained herein meets the current knowledge about our products and their application potential. We ensure high quality, provided the user follows the instructions and the work is performed in accordance with good workmanship. It is necessary to do a test application of the product due to its potentially different reaction with different materials. We may not be held liable for defects if the final result was affected by factors beyond our control.